

ALTEC
LANSING



JUST LISTEN.



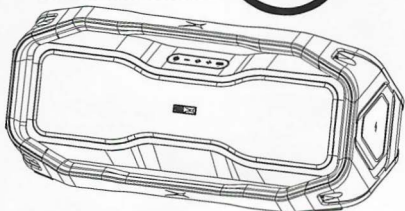
**ROCKBOX XL2.0
WATERPROOF WIRELESS BOOMBOX
WITH LIGHTING EFFECTS**

IMW3100


QUICK START GUIDE

IMW3100U-2390722

In the Box

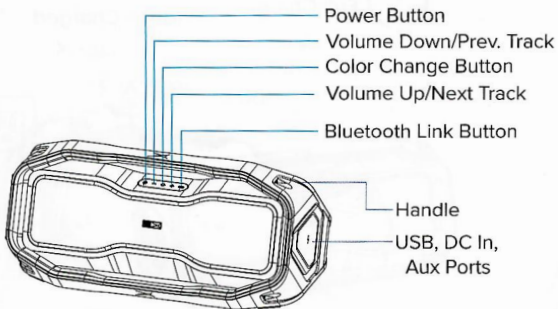


**IMW3100 RockBox XL2.0
Waterproof Wireless Boombox
With Lighting Effects**



AC Adapter

A Closer Look



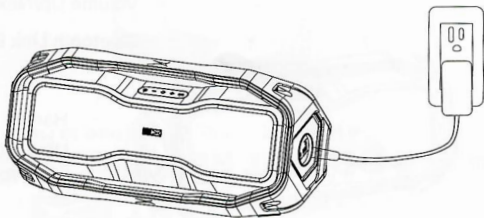
Charging



3-4 Hours
Full Charge

● (red) = Charging

○ (off) = Charged

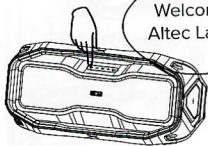


Total playtime : 20 hours "at volume 50% position"

Powering On/ Bluetooth Pairing



PRESS & HOLD
2-4 SEC



Welcome to
Altec Lansing



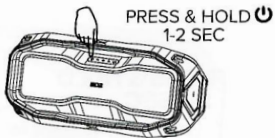
Ready to Pair
Blue Slowly Flashing LED




True Wireless Pairing

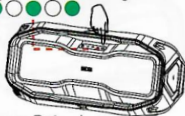



Turn on the first speaker and connect it with a Bluetooth compatible device.



Turn on the second speaker and press the  button on that speaker.

Flashing Green = Pairing



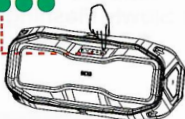
Press and hold the  button for 2-3 seconds on the first speaker. The first speaker will now connect to the second so they both play in sync. The Indicator LEDs will illuminate green.

Solid Green = Paired



Second Speaker

“To end TWS press & hold the power button on either speaker”




First Speaker

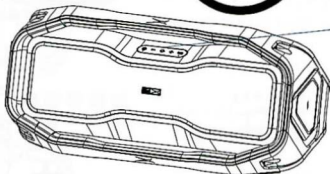
There are two modes:

Mode 1: Dual Stereo, both play stereo for parties etc.

Mode 2: Wide Stereo, one plays left and the other right.

Briefly press the  button to switch between the modes.

Light Change Mode



Press



To toggle between the different light modes:

Off

Mode 1: Slow transition color to color.

Mode 2: Multi color pulse to music.

Mode 3: Color fade on cycle.

Mode 4: Single color (select color by App).

Mode 5: Multi color bar-graph to music.

Mode 6: Multi color sweep.

For bottom strobe, Press & Hold "⚙️" button for 2 sec.

Pulse to music ON → Turn ON blinking → OFF


Press & Hold "⚙️" button for 5 sec to turn all lights off.

Note: After Reset, First time Power on the unit, After 20 seconds the Light will automatic change to off.


Controlling Music




PRESS


 Play/Pause

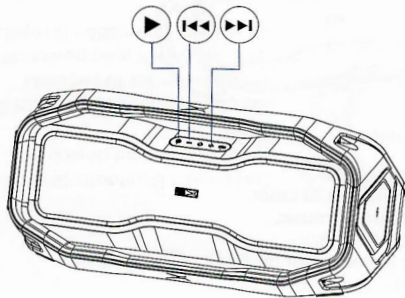
 Volume Up

 Volume Down

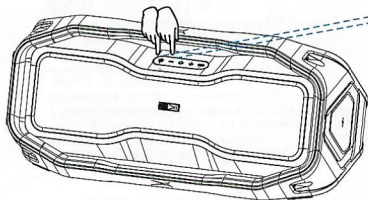
PRESS & HOLD

 Next Track

 Previous Track



Reset



Power and -

Disconnect Bluetooth: Short Press **Power** and **-** and device will beep.

Reset All Connections: Press & Hold **Power** and **-** for 10 seconds and device will auto power off. All pairing information is reset,

Overall battery performance varies dependent upon use, settings and environmental conditions. For further information, please visit www.alteclansing.com